



2012 LACC Series Rules

Introduction

Welcome to the Louisiana Cross-Country Series!

The Purpose of the LACC Series is to provide a fun, competitive, family oriented off-road racing circuit for families to enjoy close to home. Careful consideration will be placed on picking the best venues in the state with a focus on providing several interesting spectator areas.

Safety: An ambulance will be on site during events and general rescue routes laid out prior to the start of the event. A sweep (cleanup) of the course will be conducted after each event.

Continual Improvement: Series proceeds will be put back into the series for overall improvement.

Rev.	Date	Description
7	02/23/11	Moved women up in the start order ahead of Kids Int.
8	06/21/11	Moved Senior A class ahead of the two Novice Classes.
9	12/08/11	Added Int. class for 2012, Advancement Rules, \$40 main entry, etc.
10	01/03/12	No more white flag notice, checkered flag out at the end at exactly 1.5hrs, etc.
11	01/30/12	Beg. PW seat height to 22", Injured Riders can work Rnd 1, both parents sign

*Rules can also be found at AcadianaRacing.com/LACC.htm

Table of Contents

1. Entry / Gate Fees
 2. Class Structure, Starting Order, & Race Lengths
 3. Class Definitions, Guidelines, & General Rules
 4. Course Markings, Flags, & Track Length
 5. Rider Advancement
 6. Scoring, Series Points, & Annual Banquet
 7. Qty of Races / Drops
 8. Trophies / Purse Money
 9. Penalties, Disqualification, & Conduct
-

1. Entry / Gate Fees

The entry fees at each event will be \$40 for main event / \$20 for early AM races (little kids, big kids, and women). Gate fees will be \$5 per person entering the race site (racers and spectators) but subject to land owner requirements. Kids 4 and under enter pit area free. Cash and Checks accepted. There will be no membership fees to race & earn championship points.

All racers will need to purchase a transponder at sign-up for \$15 (can be used year after year).

Each participant and spectator will be required to sign a waiver: "I agree to hold completely blameless Acadiana Racing LLC, land/track owners, and any officers thereof for any losses or injuries (including death) that may occur as a result of my participation in a LACC event." Annual requirement: Both parents to sign the minor's release.

RIDE AND SPECTATE AT YOUR OWN RISK.



2. Class Structure, Starting Order, & Race Lengths

The class structure and starting order will be as follows:

Class:	Equivalent MX Classes:	Equivalent Hare Scramble Classes	Number Range:*
<i>Kids/Women's Race (Kids/Women Riders Meeting at 7:50 at the podium)</i>			
PeeWee 8:00-8:20	50cc 7-8 yrs old	PeeWee 4-8 yrs old	851 – 900
Beginner PeeWee 8:00-8:20	50cc 4-6 yrs old	PeeWee 4-6 yrs old	901 – 950
Kids Vet 8:30-9:10	85cc 12-13	Kids Vet 10-13 yrs old	651 – 700
Women 8:30-9:10	Women – any size bike	Women – any size bike	701 - 750
Kids Intermediate 8:30-9:10	65cc 7-9, 65cc Open	Kids Int. 7-10 yrs old	751 – 800
Girls 16 & Under 8:30-9:10	Girls – any size bike	Girls – any size bike	801 – 850
<i>Main Event (Adult Rider's Meeting at 10:30 at the podium)</i>			
<i>Race starts at 11AM sharp (around 12:15 the leader will get the white flag – one lap left)</i>			
XC1 Expert	MX A, MX B	AA, A Open, A 250	1 – 50
XC2 Expert Lites	Lites A, Lites B	A 200	51 – 100
Senior A 40+	Vet 40+ A/B, Vet 45 A/B	(same)	101 – 150
Intermediate	Int.	Lower end A riders	151 – 200
Novice	MX C	B Open, B 250	201 – 250
Novice Lites	Lites C	B 200	251 – 300
Jr. 14-16	(open to any size bike)	(open to any size bike)	301 – 350
Senior B 40+	40+ Novice, Beg., etc.	40+ B	351 – 400
Senior 50+	All 50+ Classes	All 50+ Classes	401 – 450
Beginner	Open Beginner	C Open, C 250	451 – 500
Beginner Lites	125 Beginner	C 200	501 – 550
Beginner 4-Stroke	Any Beginner w/ 4str.	C 4-Stroke	551 – 600
Beginner 40+	Beginner 40+	Beginner 40+, C Senior, etc.	601 – 650

*If you do not have permanent LACC Series numbers on your front number plate you will need to get a temporary one at sign-up. Make sure to cover with clear tape (laminates it) so the scoring crew can wipe off with towel. Each rider will be required to purchase a transponder which will carry the riders number and will be automatically entered into the computer when the rider passes through the scoring tent. The transponders will be the credit card style and will need to be taped under each rider's helmet visor. Riders who attempt to mount it elsewhere may not be scored correctly.

- a. Every racer including kids/women will need to purchase their transponder at sign-up for \$15.00 (can be used year after year).
- b. White sticker labels with bold black numbers will be issued to whoever doesn't have permanent numbers – this is mandatory and used for backup. If two stickers are issued place one on the front of the bike and the other on the LEFT side panel.

Permanent backgrounds/numbers are recommended but make sure the number is within the range listed above & contact us to make sure another rider hasn't already reserved it.

Here are the suggested colors (**not required, just recommended**):

XC1 Expert Class: Red Background / White Numbers

XC2 Expert Lites Class: Black Background / White Numbers


All other classes: White Background / Black Numbers

Class Color Scheme Examples:

XC1 (Red Bckgrnd/White)



XC2 (Black Bckgrnd/White)



Others (White Bckrnd/Black):



3. Class Definitions, Guidelines, & General Rules

The following class definitions and guidelines are intended to minimize "sandbagging". All participants should be honest when choosing a class. When in doubt enter into the more difficult class, it will help you in the long run. This will be fair to all racers and will help the series grow, which in turn will allow for more classes to be formed / more trophies to be given out.

A. Beginner PeeWee Class:

Participants will be of ages 4-6 years old. They may ride a mini-cycle with an engine displacement no larger than 50cc with single speed transmissions and automatic clutches. This class is intended for the smallest of riders and as a guideline the seat height may not be taller than 22 inches (in the mini-cycle's original form). Engine modifications may not be made to enhance performance. Approved Beginner PeeWee bikes:

Yamaha PW50, Suzuki JR50, Kawasaki KDX50, and KTM Mini

B. PeeWee Class:

Participants will be of ages 4-8 years old. They may ride any mini-cycle with an engine displacement no larger than 50cc.

C. Kids Intermediate Class:

Participants will be of ages 7-10 years old. They may ride any mini-cycle with an engine displacement no larger than 85cc (two stroke), small wheels only (no

- larger than 14 inch rear and 17 inch front). This class will also include 125cc four strokes.
- D. Kids Vet Class:
Participants will be of ages 10-13 years old. They may ride any mini-cycle with an engine displacement from 65cc - 105cc two stroke, and up to 150cc four stroke. Wheel sizes must be no smaller than 12" rear / 14" front and no larger than 16" rear / 19" front.
 - E. Women's Class:
Participants will be female and can be of any age and ride any size bike. Experienced women racers on big bikes are encouraged to compete in the 11:00am main event.
 - F. Girls 16 & Under:
Participants will be female, 16 years old or under, and can ride any size bike.

General Rules for Kids Classes:

- a. The rider must be large enough and mature enough to control his/her bike at all times and ride it safely: including starting, stopping, mounting, dismounting, and putting one foot down.
- b. No training wheels allowed.
- c. A rider's age on January 1st will determine his/her age for the year. A rider may voluntarily move up to the next higher age class.

General Rules for Adult Classes:

- a. A rider's age on January 1st will determine his/her age for the year. A rider may voluntarily move to an Expert or Novice class although over 40 or 50 years of age.

General Rules:

- a. Every rider must attend the riders meeting.
- b. No white flag is used; the checkered flag will be raised at exactly 20 minutes for the "Little Kids" moto, exactly 40 minutes for the Big Kids/Women, and exactly 1.5hours for the main event...regardless of who is passing through the tent. Elapsed race time is shown on the flat screen monitor in the scoring tent (look up and to your left). A race may be ended early if ground conditions are bad. For those riders who will need to stop for gas, a designated gas area will be marked. Riders will not be allowed to gas outside this designated area.
- c. An Acadiana Racing official has the authority to stop or re-route the course for any reason (impassable mud bog, ambulance access, etc.). Riders not respecting this will be disqualified.
- d. No changing of motorcycles during an event. Bike must accompany rider through scoring.
- e. Motorcycles in the Lites classes must be 250cc four stroke, 200 two stroke, or smaller. Motorcycles in the open classes must be larger than 250cc four stroke and 200 two stroke.

250 four strokes are not allowed in the open classes - must be entered into a lites class (or age class). [Exception: National Pro riders on a Lites bike can race in the XC1 class.]

- f. Jumping the start: A rider who false starts must stop and put both feet on the ground. If he/she does not stop, he/she will be stopped with a black flag at the end of the round and held for 3 minutes.
- g. Marking your starting position: Stakes will be driven to mark each class's starting line. Once the main starting area is clearly marked (may be as early as Friday night) riders may use a small stand to mark their starting spot ahead of time (first come/first serve basis). Stands should be placed just to the left of where your bike will be; make sure to leave room for all handlebars. This is certainly not required; riders may ride up to the start line just before the start & find an available starting position. Example:



- h. Participants may practice on the race courses prior to race weekend. This applies to the rounds staged at motocross tracks.
Race Weekend: Riders will be allowed to practice on the motocross track portion only on the Saturday before the race at the track manager's normal practice fee. Unless you have land-owner permission stay off of courses that are staged on private land before and after race weekend. During the event spectators are encouraged to spread out & watch the race but must stay off the course at all times.
- i. Riders may compete in 1 class only for year-end points according to their age & engine displacement requirements. He/she must ride 5 of the events to qualify for year-end awards.
- j. Year-end ties will be broken by whichever rider has the highest quantity of 1st place finishes, then 2nd's, and so on. If there is still a tie the rider who finished better at the last round will win the year-end award.
- k. A rider must complete one lap and pass through the scoring tent at least once to obtain year-end points – anything less is considered a DNF (no points toward year-end finish).
- l. Exhaust: Riders are not required to have spark arrestors; all events are on private land. Bikes with extremely loud exhaust will not be allowed to race. If a silencer falls off during a race that bike/rider is subject to being pulled out of the race.
- m. Noise Control: There will be quiet hours at all LACC campgrounds from 9PM until 6AM. No bikes will be cranked or ridden, no loud and offending behavior, etc. during this time. No running bikes at or near the riders meeting.

- n. No pit racing at any time, speed through campground is limited to 1st gear or 10mph - whichever is slower.
 - o. Acadiana Racing will make sure to provide at least one port-o-let at each event but make sure to bring your own toilet paper for backup.
 - p. Protests must be made during the 10 minute protest period before trophies are given out.
 - q. Riders who finish in the Top 15 overall can run their overall number the following year, regardless of which Expert class they're in. All others are first come first serve (numbers wiped clean for each new year).
 - r. Once the overall leader gets the checkered flag at the end of the race all other riders will have 30 minutes to complete their final lap. At the 30 minute mark the scoring will be shut down to prepare for the trophy presentation.
 - s. Parents are not allowed to follow their child on the race course – we will assign this task to bonus-point workers who will help every child that falls. Bonus-point workers helping with this should stay out of the way of other kids coming through.
-

4. Course Markings, Flags, & Track Length


Course Markings:

The courses will be marked using a combination of arrows stapled to trees and ribbon. Throughout the season different color arrows may be used (see below). Danger areas will be marked with an X; riders should slow down and proceed with caution. Dangers may include but are not limited to holes, rocks, roots, ruts, logs, road-crossings, fences, concrete, steep hills, drop-offs, creeks, man-made obstacles, odd jumps, etc. EVERY danger may not be marked; roots become exposed during the event, etc. Ride with caution throughout the entire race and not beyond your skill level. Incorrect trail turn-offs will be marked with a W (which means wrong way).

Continue on trail ahead



Veer right



Turn hard right




"Pre-turn" arrows are used to give a warning that a turn is coming up (typically used on high-speed fire roads or jeep trails). Two arrows together are then placed at the actual turn.

The pre-turn arrows below will be placed where riders should start slowing down:



Double turn arrows will be placed at the actual turn (again, only used when turning off a high-speed section onto a hard-to-see small trail):



Various color arrows may be used, make sure to attend the riders meeting at each event:



Example ribboned off section - riders caught passing through, over, or under ribbon will be disqualified.



Double Arrows:

Occasionally in open areas "double arrows" will be used (arrow on left and arrow on right side of course - both pointing straight ahead, usually stapled to stakes). Riders must stay between these arrows. Riders caught outside of the double arrows will be disqualified.

Flags:

A green flag will be used to start the riders, white flag used to signify one lap remaining, and black/white checkered flag used for the finish. A black flag will be used to stop a rider so an official can talk to the person, this doesn't necessarily mean disqualification, but failure to stop can result in disqualification.

Track Length:

The track lengths will vary but will be around 5 miles long (including MX tracks). Careful consideration will be placed on picking the best venues in the state with a focus on providing several interesting spectator areas.

5. Rider Advancement

Note: If *you* feel you should advance to the next higher class but the advancement rules don't *force* you to – please do so anyway, we encourage riders to challenge themselves.

- A. ANY rider with a year-end finish of Top 15 Overall or better must ride in an Expert class (XC1 or XC2).
 - B. The top 2 in every Beginner class must move up to a Novice class.
 - C. The top 2 year-end finishers in the Senior B class must move up to the Sr. A class.
 - D. The top 2 year-end finishers in the Novice & Nov. Lites classes must move up to the Intermediate class.
-

6. Scoring, Series Points, & Annual Banquet

Scoring:

An electronic scoring system (MotoTally) will be used so each rider will be required to purchase (\$15) a transponder. Riders can pick their numbers or numbers will be assigned during sign-up. The quantity of laps and finishing order will be used to determine class results. Read section 2 above for more detailed information.

Series Points:

Class points will be accumulated throughout the season & can be found on www.AcadianaRacing.com. The Overall Top Ten competitors will be recognized and awards given at the year-end banquet. The following points system will be used for each class:

Place in Class	Points Received	(place continued)	Points
1	10	6	5
2	9	7	4
3	8	8	3
4	7	9	2
5	6	10	1
(riders will not get points toward year-end finish for placing 11 th or higher but attendance will count toward the 5 races required for year-end trophy)			

The following points system will be used for “Overall”:

Place Overall	Points Received	(place continued)	Points
1	40	21	20
2	39	22	19
3	38	23	18
4	37	24	17
5	36	25	16
6	35	26	15
7	34	27	14
8	33	28	13
9	32	29	12
10	31	30	11
11	30	31	10
12	29	32	9
13	28	33	8
14	27	34	7
15	26	35	6
16	25	36	5
17	24	37	4
18	23	38	3
19	22	39	2
20	21	40	1
(riders will not get points toward year-end finish for placing 21 st or higher but attendance will count toward the 5 races required for year-end trophy)			

*Year-end ties will be broken by counting the qty of 1st place finishes, then if necessary 2nd place finishes, and so on until the tie is broken. [work points considered as a 1st place]

Work Points:

Main event participants and women's class participants will be given the option of working one of the ten rounds for bonus points. Overall: 45 points, class: 15 points. Work requirements: You must work the round closest to your home address (subject to change if the event staff needs more help at another round – send in early!). Injured riders over the winter break can work the first round. One full day prior to race weekend will be required and then race weekend 10am Saturday morning sharp until everything is picked up Sunday afternoon.

Workers must be punctual and show good work ethics to receive bonus points. Racers who would like to work must commit by the Monday following Round 1. You must come prepared with machete or pruning shears, a bike to get around on, a hammer, etc.

Annual Banquet:

An annual banquet will take place in Lafayette, LA. Awards will be given out to recognize riders eligible for year-end awards (riders must race at least 5 events to be eligible for year-end awards). The top 3 overall riders will be asked to bring their race bikes prep'd for the next season with new free-issued backgrounds.

7. Qty of Races / Drops

The LACC series will consist of 10 races per year. Two of the riders' worst races will be dropped, so only 8 will count toward year-end awards. During future LACC seasons better venues may be added / existing venues taken off the schedule, but 10 races will always make up the series. This should allow for continuous improvement.

8. Trophies / Purse Money

Trophies:

Trophies will be given out at each event: top 3 in each class and sometimes back to 5th. Year-end trophies will also be given out at the annual banquet: a special overall champion trophy, #1 plates for class champions, top 5 in each class, top 10 overall, and other misc. awards/recognition.

Purse Money:

A goal of Acadiana Racing is to give back to the racers. Expert level classes will be rewarded with purse money at each round: \$250 1st overall, \$150 2nd overall, and \$100 3rd overall. Additionally \$100 will be presented to the main event participant with fastest lap. Subject to change.

9. Penalties, Disqualification, & Conduct

The success of the LACC series depends on participants (& spectators) following the rules, showing sportsmanship, and conducting themselves in a professional manner. Cutting the course, fighting, foul language, and other unsportsmanlike behavior will not be tolerated. Repeated or extreme cases may result in the banning of that person from participating in the LACC series (will be determined by Acadiana Racing official). Lower level classes will most likely be lapped by some Expert riders; please pay attention when these riders are passing and allow them to get by cleanly.

- a. Cutting the course - disqualification from that event (rider will not get points toward year-end finish). This includes double arrows, see section 4.
- b. Jumping the start - rider must stop & put both feet on the ground, or must stop for 3 minute penalty after the first lap (will be waived down with black flag).
- c. Course re-route - An Acadiana Racing official has the authority to stop or reroute the course for any reason (impassable mud bog, ambulance access, etc.). Riders not respecting this will be disqualified.
- d. Confirming # at check - Some courses will include an observation check at the far end of the track to ensure riders are not cutting. It is the rider's responsibility to yell his/her number to the official(s). If the rider does not slow down enough for the official to get his/her number the rider will not get credit for that lap.

If you would like to see a rule added or changed, please send in your thoughts. Contact Information: Acadiana Racing LLC (www.AcadianaRacing.com) | info@AcadianaRacing.com (337) 322-3170

